

## Speed Enforcement Evaluator

**Location:**  
**Sunset Dr**

**Total Percentage of  
 Enforceable Violations**

**GPS:**  
 0' 0.0000 South  
 0' 0.0000 East


**Closest Cross Street:**  
 Watermark Way

**Analysis Dates:**  
 Thursday, April 25, 2024  
 Thursday, May 2, 2024

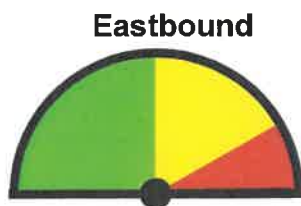
**Equipment Used:**

**Installed By:**  
 Cpl Fialkowski

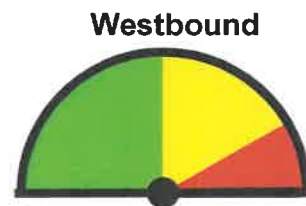
**Requested By:**



**0% 10%**  
**Posted Speed Limit:** 30 MPH  
**Enforcement Tolerance:** 8 MPH  
**Enforcement Limit:** 39 MPH & Up  
**Percentage Above Limit:** 14.9%  
**Enforcement Rating:** **HIGH**



**Percent Above Limit: 12.2%**  
**Enforcement Rating: HIGH**



**Percent Above Limit: 17.2%**  
**Enforcement Rating: HIGH**

Combined

1-5	6-10	11-15	16-20	21-25	26-30	31-35	36-40	41-45	46-50	51-55	56-60	61-65	>65
1	23	80	96	1062	3918	3472	1900	862	219	41	7	1	6

85 percentile = 38

Eastbound

1-5	6-10	11-15	16-20	21-25	26-30	31-35	36-40	41-45	46-50	51-55	56-60	61-65	>65
1	16	15	38	314	1655	1977	1015	289	61	11	3	0	3

85 percentile = 37

Westbound

1-5	6-10	11-15	16-20	21-25	26-30	31-35	36-40	41-45	46-50	51-55	56-60	61-65	>65
0	7	65	58	748	2263	1495	885	573	158	30	4	1	3

85 percentile = 39