

# Speed Enforcement Evaluator

**Location:**  
**301 Sword Ln**

**GPS:**  
 0' 0.0000 South  
 0' 0.0000 East

**Closest Cross Street:**  
 Normandy Dr

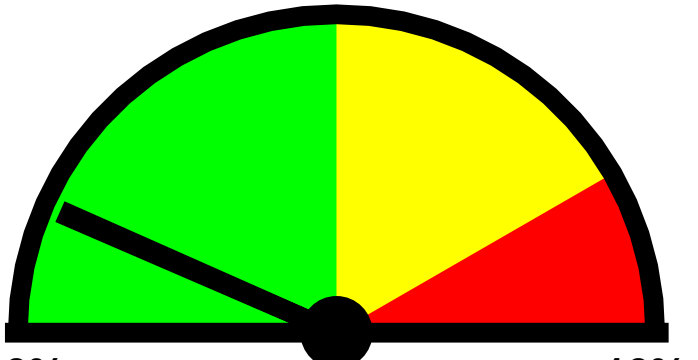
**Analysis Dates:**  
 Wednesday, August 21, 2024  
 Wednesday, August 28, 2024

**Equipment Used:**

**Installed By:**  
 Cpl Fialkowski

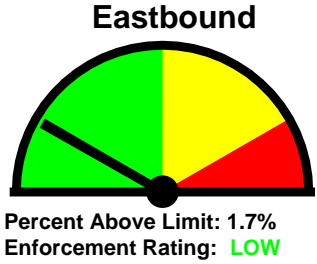
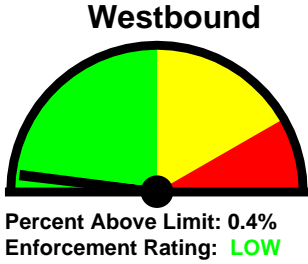
**Requested By:**

**Total Percentage of Enforceable Violations**



**0% 10%**

**Posted Speed Limit:** 20 MPH  
**Enforcement Tolerance:** 8 MPH  
**Enforcement Limit:** 29 MPH & Up  
**Percentage Above Limit:** 1.3%  
**Enforcement Rating:** LOW



Combined

1-5	6-10	11-15	16-20	21-25	26-30	31-35	36-40	41-45	46-50	51-55	56-60	61-65	>65
0	44	165	279	337	78	2	1	0	0	0	0	0	0

85 percentile = 24

Westbound

1-5	6-10	11-15	16-20	21-25	26-30	31-35	36-40	41-45	46-50	51-55	56-60	61-65	>65
0	23	58	118	39	8	0	0	0	0	0	0	0	0

85 percentile = 20

Eastbound

1-5	6-10	11-15	16-20	21-25	26-30	31-35	36-40	41-45	46-50	51-55	56-60	61-65	>65
0	21	107	161	298	70	2	1	0	0	0	0	0	0

85 percentile = 24