

Your Company Name

Street Address

Location, Zip or Postal Code

Change These in File > Preferences > Titles

Speed Enforcement Evaluator

Location:
115A Sunset Dr

Total Percentage of
Enforceable Violations

GPS:
0' 0.0000 South
0' 0.0000 East


Closest Cross Street:
Sunset Cir

Analysis Dates:
Thursday, May 2, 2024
Thursday, May 16, 2024

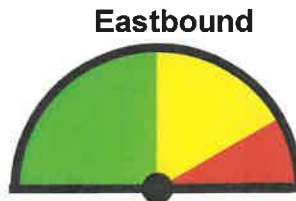
Equipment Used:

Installed By:
Cpl Fialkowski

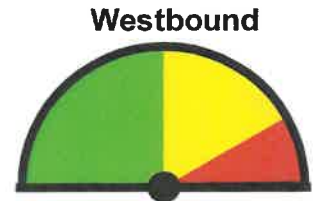
Requested By:



0% 10%
Posted Speed Limit: 30 MPH
Enforcement Tolerance: 8 MPH
Enforcement Limit: 39 MPH & Up
Percentage Above Limit: 16.8%
Enforcement Rating: **HIGH**



Percent Above Limit: 19.6%
Enforcement Rating: **HIGH**



Percent Above Limit: 13.8%
Enforcement Rating: **HIGH**

Combined

1-5	6-10	11-15	16-20	21-25	26-30	31-35	36-40	41-45	46-50	51-55	56-60	61-65	>65
4	40	87	183	658	3065	7330	5290	1285	207	30	14	8	12

85 percentile = 38

Eastbound

1-5	6-10	11-15	16-20	21-25	26-30	31-35	36-40	41-45	46-50	51-55	56-60	61-65	>65
4	26	54	82	211	1152	3831	3196	794	119	7	5	0	5

85 percentile = 38

Westbound

1-5	6-10	11-15	16-20	21-25	26-30	31-35	36-40	41-45	46-50	51-55	56-60	61-65	>65
0	14	33	101	447	1913	3499	2094	491	88	23	9	8	7

85 percentile = 37